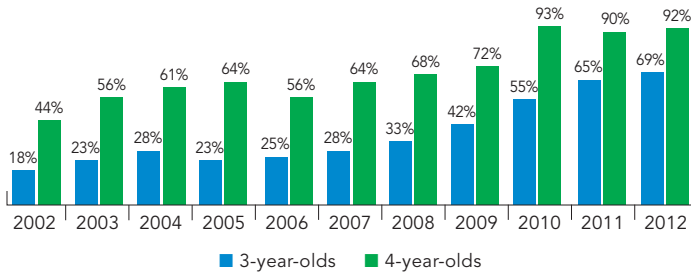
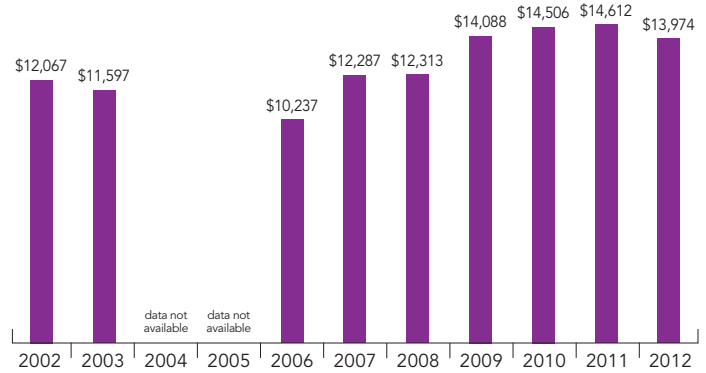


District of Columbia

PERCENT OF STATE POPULATION ENROLLED



STATE SPENDING PER CHILD ENROLLED (2012 DOLLARS)



The District of Columbia has provided funding for prekindergarten programs since the 1960s. The D.C. Public Pre-Kindergarten program as it now exists serves students in schools run through D.C. Public Schools (DCPS), community-based organizations (CBOs), and charter schools authorized by the D.C. Public Charter School Board (PCSB). The Pre-Kindergarten Enhancement and Expansion Amendment Act, passed in 2008, aims to provide high-quality, universally available prekindergarten education services through a mixed delivery system across all education sectors. The distribution of program funds by the D.C. Office of the State Superintendent of Education (OSSE) is based on a per-pupil funding formula with additional funds for serving children who receive special education services or are English Language Learners. Charter schools receive a separate facilities allowance per child.

DCPS piloted blended classrooms that enroll pre-K students funded through various sources in the pre-K program during the 2010-2011 school year. Additional freedom was also granted to non-public providers to manage their own contracts for technical assistance and comprehensive health service consultations.

The PCSB provides oversight to participating pre-K programs in charter school settings, referred to here as the D.C. Public Charter School Pre-K. Charter schools participating in the public school program must meet the standards set by the Pre-Kindergarten Enhancement and Expansion Amendment Act, though they have autonomy as granted by the School Reform Act to design their educational program according to their charters. For the 2012-2013 year, DCPS is piloting a new accountability system called the Early Childhood Performance Management Framework (PMF). Outcomes on assessment data are collected through the schools' accountability plan and Early Childhood PMF. Additionally, PCSB is piloting the usage of CLASS for pre-K site observations. Since the nature of charter schools allows for individual schools to set their own goals, charter schools in D.C. are profiled separately in this report from programs run by DCPS and CBOs to allow for more accurate reporting.

To increase availability of services, D.C. has sought to align early learning programs that include district-funded preschool and pre-K, Head Start, and special education. Efforts have been made to unduplicate enrollment figures presented in this report.

The District of Columbia has the unique situation of being a city that is not within a state. To be inclusive, we indicate how the District compared to the states. For example, as indicated by the "1*" ranking here and elsewhere in the report, when D.C. is compared to the states, it has a higher percentage of children enrolled at ages 3 and 4 and a higher expenditure per child than any of the states.

ACCESS RANKINGS	
4-YEAR-OLDS	3-YEAR-OLDS
1*	1*

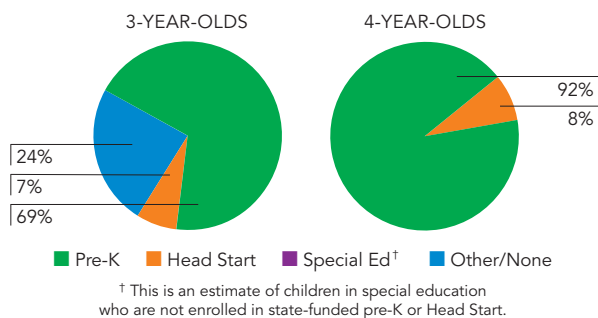
RESOURCES RANKINGS	
STATE SPENDING	ALL REPORTED SPENDING
1*	1*

* While Washington, D.C. is not a state but a city with a unique status as our nation's capital, to be inclusive we indicate how D.C. ranks compared to the 50 states.

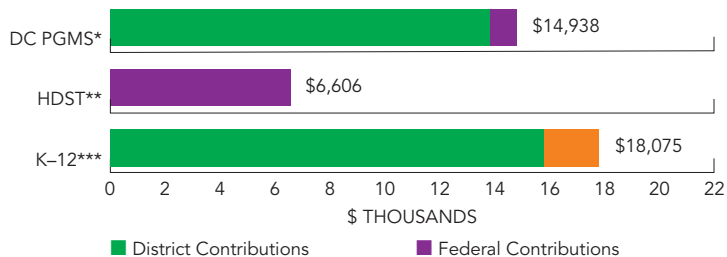
DISTRICT OVERVIEW

Total district program enrollment	11,267
Total district spending	\$157,440,000
District spending per child enrolled	\$13,974
All reported spending per child enrolled*	\$14,938

STATE PRE-K AND HEAD START ENROLLMENT AS PERCENTAGE OF TOTAL POPULATION



SPENDING PER CHILD ENROLLED



* Pre-K programs may receive additional funds from federal or local sources that are not included in this figure.

** Head Start per-child spending for the 2011-2012 year includes funding only for 3- and 4-year-olds served. Past years' figures have unintentionally included funds for Early Head Start.

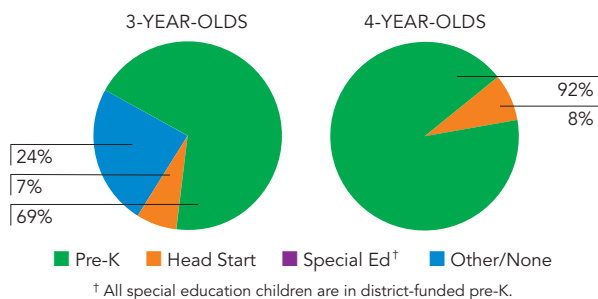
*** K-12 expenditures include capital spending as well as current operating expenditures. Data are for the '11-'12 school year, unless otherwise noted.

D.C. PUBLIC PRE-KINDERGARTEN (DCPS & CBOs)

ACCESS

Total district program enrollment	5,827 ¹
School districts that offer state program	100%
Income requirement.....	None
Hours of operation	6.5 hours/day, 5 days/week
Operating schedule	Academic year
Special education enrollment	852
Federal Head Start enrollment, ages 3 & 4	2,645
District-funded Head Start enrollment	0

STATE PRE-K AND HEAD START ENROLLMENT AS PERCENTAGE OF TOTAL POPULATION



QUALITY STANDARDS CHECKLIST

POLICY	DISTRICT PRE-K REQUIREMENT	BENCHMARK	DOES REQUIREMENT MEET BENCHMARK?
Early learning standards	Comprehensive	Comprehensive	<input checked="" type="checkbox"/>
Teacher degree	BA (public and nonpublic) ²	BA	<input checked="" type="checkbox"/>
Teacher specialized training	EC Certification (public); AA (nonpublic) ²	Specializing in pre-K	<input checked="" type="checkbox"/>
Assistant teacher.....	AA, 48 credits, or para-pro exam (public); CDA (nonpublic) ³	CDA or equivalent degree	<input type="checkbox"/>
Teacher in-service.....	5 days/1 year (DCPS); 1 day/month (CBO)	At least 15 hours/year	<input type="checkbox"/>
Maximum class size	20 or lower		<input checked="" type="checkbox"/>
3-year-olds	16		
4-year-olds	20		
Staff-child ratio	1:10 or better		<input checked="" type="checkbox"/>
3-year-olds	2:16		
4-year-olds	1:10		
Screening/referral	Health; and support services ⁴	Vision, hearing, health; and at least 1 support service	<input type="checkbox"/>
Meals	Breakfast and lunch	At least 1/day	<input checked="" type="checkbox"/>
Monitoring	Site visits and other monitoring ⁵	Site visits	<input type="checkbox"/>



RESOURCES

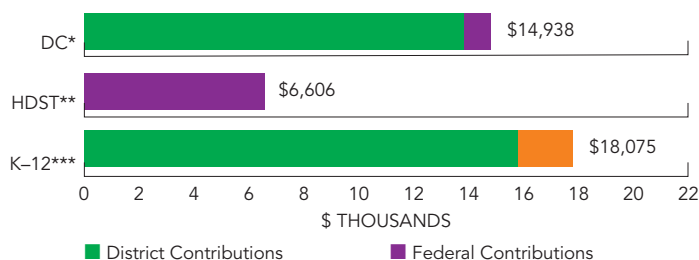
Total district pre-K spending.....	\$157,440,000 ⁶
Local match required?	No
District spending per child enrolled	\$13,974 ⁶
All reported spending per child enrolled*.....	\$14,938 ⁶

* Pre-K programs may receive additional funds from federal or local sources that are not included in this figure.

** Head Start per-child spending for the 2011-2012 year includes funding only for 3- and 4-year-olds served. Past years' figures have unintentionally included funds for Early Head Start.

*** K-12 expenditures include capital spending as well as current operating expenditures. Data are for the '11-'12 school year, unless otherwise noted.

SPENDING PER CHILD ENROLLED



¹ Some duplication may exist in enrollment counts for the Pre-K Enhancement and Expansion Program and federal Head Start although that amount is unknown.

² Teachers in public settings are required to have a BA with early childhood certification. Teachers in nonpublic settings, Community-Based Organizations (CBOs), are required to have at least an associate degree in child development, early childhood education, or child and family studies, and must be enrolled in a bachelor's degree program and on track to receive the degree by September 1, 2017.

³ Public school assistant teachers must have an associate degree or 48 college credit hours or have passed the paraprofessional exam, which is a basic skills test and so does not meet this benchmark. It is not required that the degree be in ECE. Nonpublic assistant teachers must hold at least a Child Development Associate (CDA) credential and be enrolled in an associate degree program and on track to receive the degree by September 1, 2017.

⁴ Health exams are provided directly in some, but not all, programs. All students must have a completed DC Universal Health Certificate. Support services include annual parent conferences (plus one annual home visit for Head Start programs), parent involvement activities, and transition to kindergarten activities. Other support services are determined locally.

⁵ While the program does require site visits for both DCPS and CBO settings, there is no guarantee that programs receive a visit on the schedule required for this benchmark. Based on further clarification, this policy does not meet NIEER's requirement.

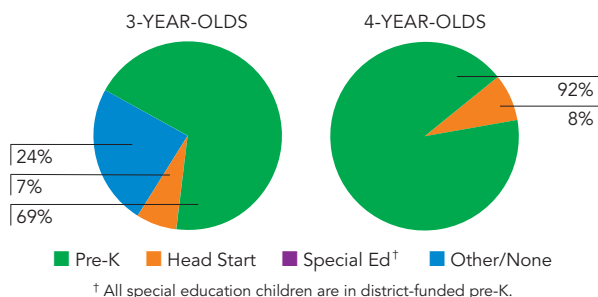
⁶ Spending amounts include district-level funding for the D.C. Pre-K Program across all DCPS, Charters, and CBOs, totaling \$157,440,000. Spending is based on the per-pupil funding formula of \$11,986 per 3-year-old and \$11,629 per 4-year-old with adjustments for special education and limited English proficiency students. DCPS also spends \$10,870,000 in Head Start funds.

D.C. PUBLIC PRE-KINDERGARTEN (CHARTER)

ACCESS

Total district program enrollment	5,382
School districts that offer state program	100% ¹
Income requirement.....	None
Hours of operation	Determined locally ²
Operating schedule	Academic year
Special education enrollment	852
Federal Head Start enrollment, ages 3 & 4	2,645
District-funded Head Start enrollment	0

STATE PRE-K AND HEAD START ENROLLMENT AS PERCENTAGE OF TOTAL POPULATION



QUALITY STANDARDS CHECKLIST

POLICY	DISTRICT PRE-K REQUIREMENT	BENCHMARK	DOES REQUIREMENT MEET BENCHMARK?
Early learning standards	Comprehensive	Comprehensive	<input checked="" type="checkbox"/>
Teacher degree	None ³	BA	<input type="checkbox"/>
Teacher specialized training.....	None ³	Specializing in pre-K	<input type="checkbox"/>
Assistant teacher degree	None ³	CDA or equivalent	<input type="checkbox"/>
Teacher in-service	Determined locally	At least 15 hours/year	<input type="checkbox"/>
Maximum class size		20 or lower	<input type="checkbox"/>
3-year-olds	Determined locally		
4-year-olds	Determined locally		
Staff-child ratio		1:10 or better	<input type="checkbox"/>
3-year-olds	Determined locally		
4-year-olds	Determined locally		
Screening/referral	Health, dental;	Vision, hearing, health; and	<input type="checkbox"/>
and support services	and support services ⁴	at least 1 support service	
Meals	Lunch ⁵	At least 1/day	<input checked="" type="checkbox"/>
Monitoring	Site visits and other monitoring ⁶	Site visits	<input type="checkbox"/>

TOTAL BENCHMARKS MET

2

RESOURCES

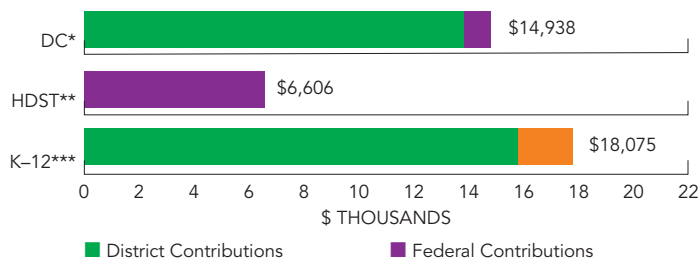
Total district pre-K spending.....	\$157,440,000 ⁶
Local match required?	No
District spending per child enrolled	\$13,974 ⁷
All reported spending per child enrolled*.....	\$14,938 ⁷

* Pre-K programs may receive additional funds from federal or local sources that are not included in this figure.

** Head Start per-child spending for the 2011-2012 year includes funding only for 3- and 4-year-olds served. Past years' figures have unintentionally included funds for Early Head Start.

*** K-12 expenditures include capital spending as well as current operating expenditures. Data are for the '11-'12 school year, unless otherwise noted.

SPENDING PER CHILD ENROLLED



¹ DC Public Charter Schools that are "chartered" to offer preschool and/or pre-K must have approval by their charters from the DC Public Charter School Board to open a preschool or pre-K classroom.

² Programs must offer at least 180 days or 900 hours of instruction per year. Most programs are 5 days per week, although some offer a longer school day to accommodate a half day for professional development within a 4.5 day per week school schedule.

³ PCSB can only regulate lead and assistant teacher degree requirements for schools that accept Title I funds, which must require lead teachers have a BA and assistant teachers have an AA. All but one charter school in the 2011-2012 year received Title I funds. Each LEA can determine specific requirements/specialty of the degree, though child development, early childhood education, and/or child/family studies is preferred. Charter schools that receive additional funds from the Office of the State Superintendent (OSSE) must abide the OSSE policy that any lead teacher without a BA must have it by 2014 and any assistant teacher must have an AA by 2014.

⁴ Screenings for vision, hearing, and psychological/behavioral are locally determined. Support services include health services for children, referral for social service, and parent handbook outlining school policies.

⁵ Most programs also provide breakfast and snack.

⁶ Charter schools are visited by DCPCSB as per its PDR schedule, but visits are not specifically guaranteed for pre-K classrooms. Based on further clarification, this policy does not meet NIEER's requirement.

⁷ Spending amounts include district-level funding for the D.C. Pre-K Program across all DCPS, Charters, and CBOs, totaling \$157,440,000. Spending is based on the per-pupil funding formula of \$11,986 per 3-year-old and \$11,629 per 4-year-old with adjustments for special education and limited English proficiency students. DCPS also spends \$10,870,000 in Head Start funds.